




**KOMA PRECISION**  
THE KEY TO PERFORMANCE  
[www.komaprecision.com](http://www.komaprecision.com)

# Alberti

## LIVE TOOL

### Selection Guide

2022



**WE FOCUS ON BEING THE BEST—**  
that's why leading companies choose Koma.

WE ARE THE EXCLUSIVE NORTH AMERICAN  
IMPORTER, NATIONAL DISTRIBUTOR, AND  
SERVICE CENTER FOR ALBERTI LIVE TOOLS.

**DOOSAN**  
MACHINE TOOLS  
AMERICA



## KOMA PRECISION

---

For over forty years Koma Precision has been the foremost source for the finest the world has to offer in machine tool Productivity Innovation.

With over 30,000 rotary table installations, Koma is the largest distributor of Tsudakoma NC rotary tables and indexers in the world. With over 12,000 angle heads and live tools installed, Koma is the world's largest supplier for Alberti - the originator and the foremost innovator of productivity tooling.

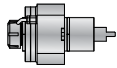


# BMT-55 LATHE MACHINE

PUMA 230/240(M-MS)/280LM | PUMA 1500/2000/2500(M-MS-Y-SY)  
PUMA 2100/TT1500-1800(MS-SY) | PUMA TL-2000/2500 (LM)/MX1600-2100ST  
PUMA GT2100-2600M, MD | LYNX300M

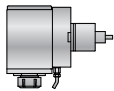


PUMA TT1800SY



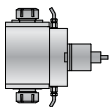
## STRAIGHT TOOLS

Tool	Tool Type	GH Number	Output	Torque	RPM
MA-2.5	Standard	GH-44941-00	ER-25	-	6,000
MA-2.5 IC	Coolant Thru	GH-44942-00	ER-25	-	6,000



## 90° TOOLS

Tool	Tool Type	GH Number	Output	Torque	RPM
M90-2.5	Standard	GH-44943-00	ER-25	25.1	6,000
M90-2.5 IC	Coolant Thru	GH-44944-00	ER-25	25.1	6,000



## DUAL OUTPUT 90° TOOLS

Tool	Tool Type	GH Number	Output	Torque	RPM
M90-2.5 2U	Standard	GH-44945-00	ER-25/25	21.5	6,000

Coolant Pressure = 70 Bar/1050 PSI • RPM = Maximum • Torque = Nm

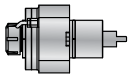
www.komaprecision.com • info@komaprecision.com • 1-800-249-5662

# BMT-65 LATHE MACHINE

PUMA 300M/MA - V400M - TT2000SY - TT2500ST - TT2500MS  
PUMA GT2600/3100 - MX2000ST - MY200LT/ST/LST - MX2600T/ST VT450M

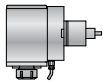


PUMA GT3100



## STRAIGHT TOOLS

Tool	Tool Type	GH Number	Output	Torque	RPM
MA-3.5	Standard	GH-45051-00	ER-32	-	6,000
MA-3.5 IC	Coolant Thru	GH-45052-00	ER-32	-	6,000



## 90° TOOLS

Tool	Tool Type	GH Number	Output	Torque	RPM
M90-3.5	Standard	GH-45053-00	ER-32	45	6,000
M90-3.5 IC	Coolant Thru	GH-45054-00	ER-32	45	6,000



## DUAL OUTPUT 90° TOOLS

Tool	Tool Type	GH Number	Output	Torque	RPM
M90-3.5 2U	Standard	GH-45055-00	ER-32/32	45	6,000



## ADJUSTABLE TOOLS

Tool	Tool Type	GH Number	Output	Torque	RPM
MCU-2.5	Standard	GH-45159-00	ER-25	45	6,000

Coolant Pressure = 70 Bar/1050 PSI • RPM = Maximum • Torque = Nm

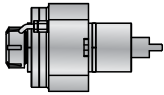
[www.komaprecision.com](http://www.komaprecision.com) • [info@komaprecision.com](mailto:info@komaprecision.com) • 1-800-249-5662

# BMT-75 LATHE MACHINE

PUMA 400 - PUMA 480M/LM/LM | V550M-VT750/TM

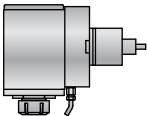


PUMA 480M



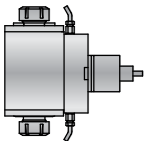
## STRAIGHT TOOLS

Tool	Tool Type	GH Number	Output	Torque	RPM
MA-4.5	Standard	GH-44946-00	ER-40	-	6,000
MA-4.5 IC	Coolant Thru	GH-44947-00	ER-40	-	6,000



## 90° TOOLS

Tool	Tool Type	GH Number	Output	Torque	RPM
M90-4.5	Standard	GH-44948-00	ER-40	50	6,000
M90-4.5 IC	Coolant Thru	GH-44949-00	ER-40	50	6,000



## DUAL OUTPUT 90° TOOLS

Tool	Tool Type	GH Number	Output	Torque	RPM
M90-4.5 2U	Standard	GH-44950-00	ER-40/40	50	6,000

Coolant Pressure = 70 Bar/1050 PSI • RPM = Maximum • Torque = Nm

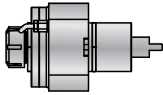
[www.komaprecision.com](http://www.komaprecision.com) • [info@komaprecision.com](mailto:info@komaprecision.com) • 1-800-249-5662

# BMT-85 LATHE MACHINE

PUMA VT-900M/TM - VT1100M | PUMA 600M/LM -  
PUMA 700M/LM | PUMA 800M/LM

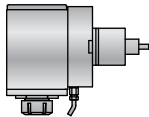


PUMA 700LM



## STRAIGHT TOOLS

Tool	Tool Type	GH Number	Output	Torque	RPM
MA-5	Standard	GH-44951-00	ER-50	-	6,000
MA-5 IC	Coolant Thru	GH-44952-00	ER-50	-	6,000



## 90° TOOLS

Tool	Tool Type	GH Number	Output	Torque	RPM
M90-5	Standard	GH-44953-00	ER-50	100	6,000
M90-5 IC	Coolant Thru	GH-44954-00	ER-50	100	6,000

Coolant Pressure = 70 Bar/1050 PSI • RPM = Maximum • Torque = Nm



# UNLOCK YOUR POTENTIAL TODAY!

For Over 40 years Koma Precision Inc. has partnered with Tsudakoma and Alberti, to become the North American leader in machine tool accessories. Both Tsudakoma and Alberti machine tool accessories are built to the highest standards and set the bar for excellence, quality, and performance.

Koma Precision has an installation base of over 30,000 Tsudakoma rotary tables and 25,000 Alberti angle heads and live tools, leading the way with knowledge and experience.

## **Knowledge and Experience Matter.**

Our three facilities totaling 40,000 sq/ft, feature a full machine shop, state-of-the-art inspection and test equipment, and product demonstration showroom. Our Connecticut based headquarters also houses our multi-million-dollar inventory of new products and spare parts.



20 Thompson Road  
East Windsor, CT 06088

Tel: 1.800.249.5662

Fax: 860.623.4132

info@komaprecision.com



**KOMA PRECISION**  
[www.komaprecision.com](http://www.komaprecision.com)

